

The background of the entire image is a light blue topographic map with white contour lines. The lines are irregular and wavy, representing terrain elevation. The text is overlaid on the right side of the map.

Fiart
SEAWALKER
39 35 43

DRIVE



39 SEAWALKER

DRIVE



39 SEAWALKER

Il mare aperto. L'inizio di un'avventura.
Sogna in grande e naviga dove ti porta il cuore.

*The open sea. The anticipation of adventure.
Dream big and sail where your heart takes you.*

Fiart

fiart.com

LIFESTYLE



39

SEAWALKER

39 SEAWALKER

39 SEAWALKER




Spingerti oltre tutto quello che hai sempre immaginato:
è questa la chiave per liberare le tue emozioni.

*Going further than you ever thought possible
is the key to unlocking your feelings.*

Fiart

fiart.com



39 SEAWALKER

COMFORT

39 SEAWALKER

Il piacere di godersi ogni momento di profondo relax.
È pura estasi Fiart: riesci a sentirla?

*This feels like the very best way to yield to relax.
That's perfect Fiart ecstasy: can you feel it?*

Fiart

fiart.com



DESIGN



39 SEAWALKER



39 SEAWALKER

La definizione di libertà secondo Fiart. Le sue linee creano spazi su misura per ogni cliente.

Here's Fiart definition of freedom. Its lines are designed on human needs.

Fiart

fiart.com

EMOTION



39 SEAWALKER

EMOTION

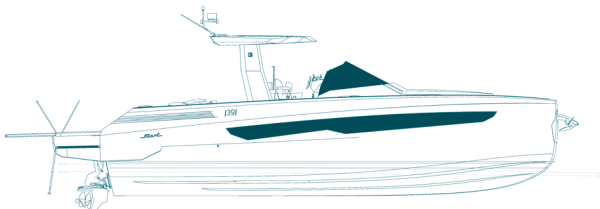


Fiart

Goditi ogni momento a bordo. Il segreto della felicità sta nel coraggio di sognare, osare, crederci fino in fondo.

*Enjoy every bit of your life onboard to the fullest.
Happiness is to be curious, lighthearted, and daring.*

39 SEAWALKER



LOA / lunghezza complessiva
12,61 m

Max Beam / Baglio massimo
3,86 mt

Draft / Pescaggio
1 mt

Displacement / Dislocamento
7,9 t

H Cabin / H Cabina
2 mt

Guests / Ospiti
12

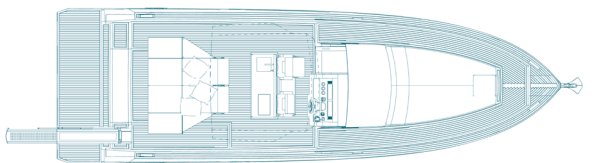
Berths / Posti letto
4

Water capacity / Acqua dolce
620 lt

Cat. CE / Cat. CE
B

Fuel capacity / Serbatoio carburante
940 lt

Speed / Velocità
25-42 kn



Engines / Motorizzazione

2x V6 - 280 - CE DPS Volvo Penta

2x D4 - 270 / 300 / 320 - DPI Volvo Penta

2x D6 - 400 - DPI Volvo Penta

2x D6 - 440 - DPI Volvo Penta

2x 300 / 350 Hp AMS JPO Verado

3x DF300 Suzuki / 3x DF350 Suzuki

3x 300 / 350 Hp AMS JPO Verado tripla

The background of the image is a light gray topographic map with intricate contour lines. The lines are more densely packed in some areas, indicating steeper terrain, and more spread out in others, indicating flatter ground. The overall pattern is complex and organic, filling the entire frame.

Fiart
DISCOVER MORE
FIART.COM